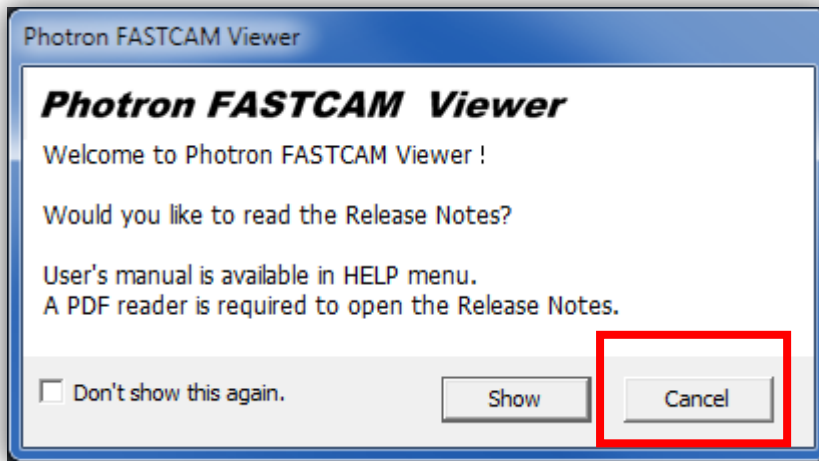


# Photron

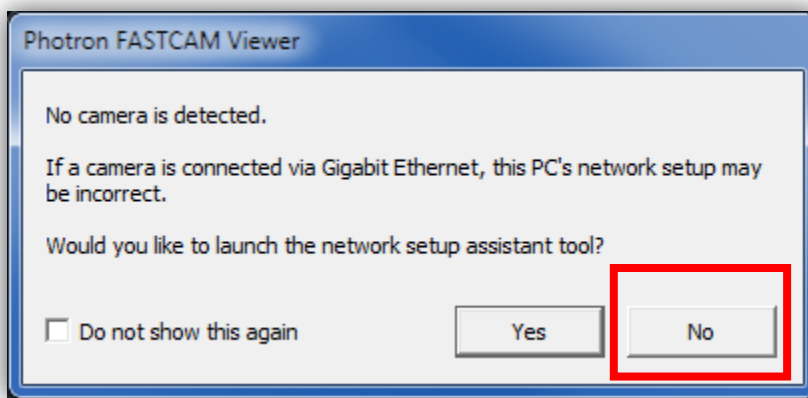
## PFV 3.6.0 Language Fix

There is a bug in PFV 3.6.0 that causes the PFV language to default to Japanese if no PFV has been installed on the PC before. If Japanese fonts are not installed on the PC, the words will show up as ????????????

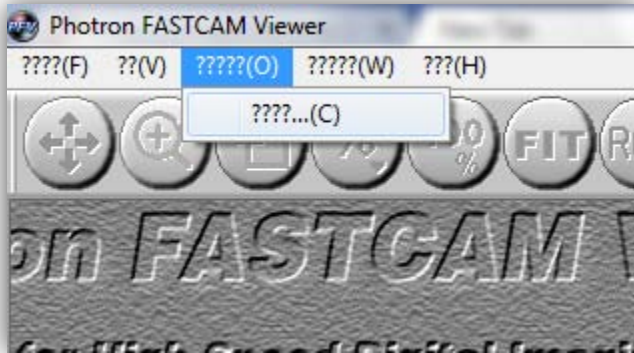
**1. The first window that pops up is concerning the release notes. Click the right button. (The words will be all ??????)**



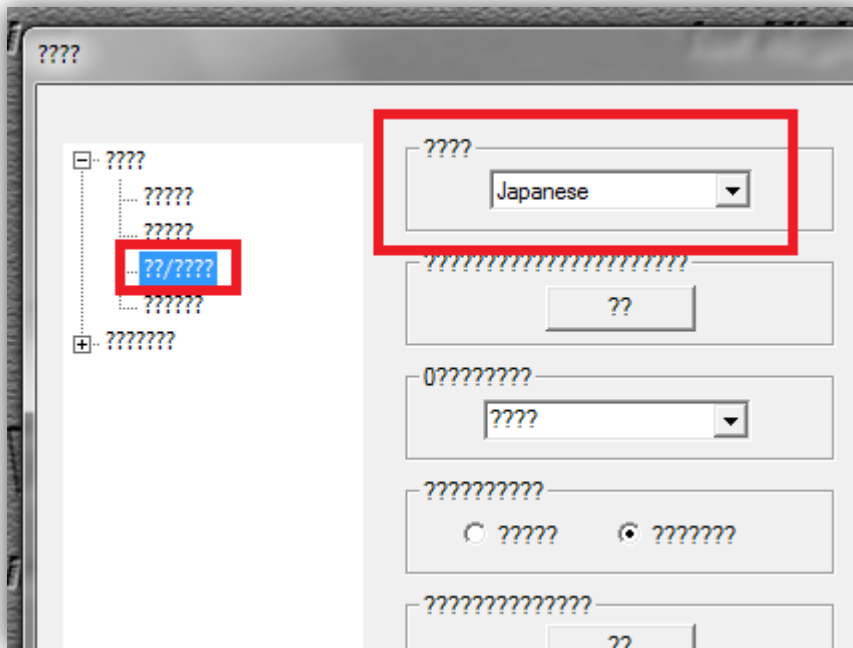
**2. The second window that pops up is concerning network setup. Click the right button. (The words will be all ??????)**



3. Go to the top left and click the third menu from the left and click the only item that drops down.



4. Using the navigation tree on the left, click on the third item in the first sub-menu. You should see “Japanese” to the right.



5. Select “English” from the drop down list and restart PFV.